

## Installation & Activation of Kaspersky Safe Kids

### A) INSTALLATION

1. Download the installation file from Tech Titan website:



Download link:

[Windows PC](#)

[Mac OS](#)

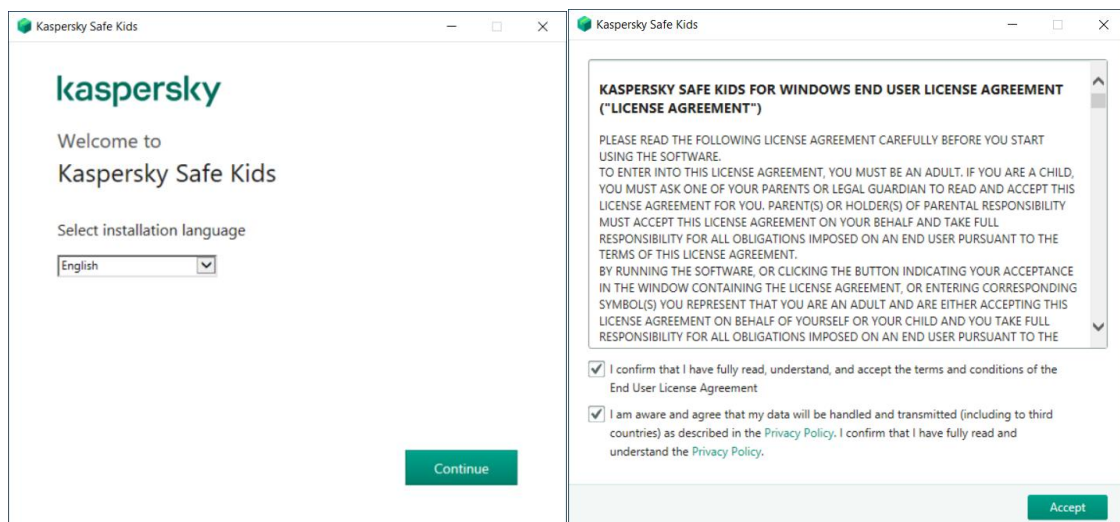
[Android](#) via Google Play

[iOS](#) via App Store

2. Starting installation

During this step, the Wizard prompts you to install the application.

Depending on the installation type and the localization language, during this step the Wizard may prompt you to view the End User License Agreement concluded between you and Kaspersky, and ask whether you want to participate in Kaspersky Security Network.



### 3. Installing the application

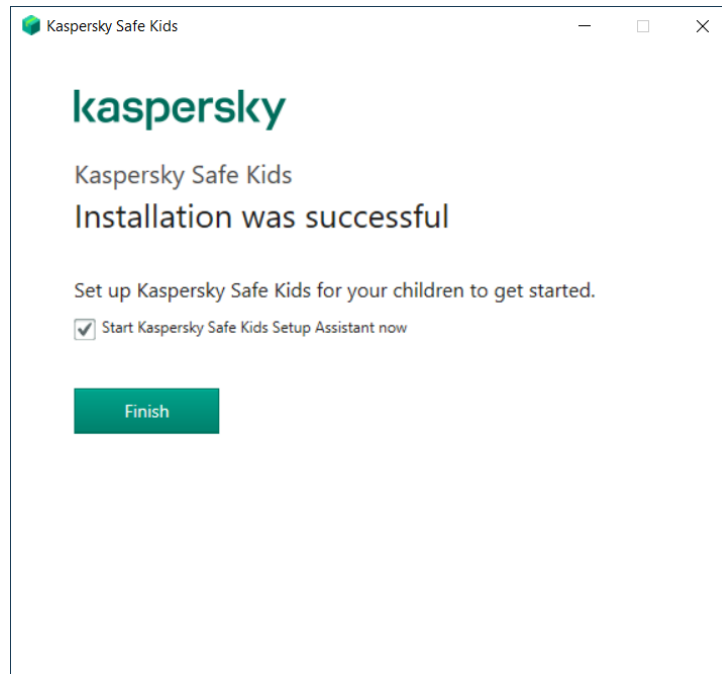
Installation of the application can take some time. Wait for it to finish. Upon installation completion, the Setup Wizard automatically proceeds to the next step.



### 4. Completing the installation

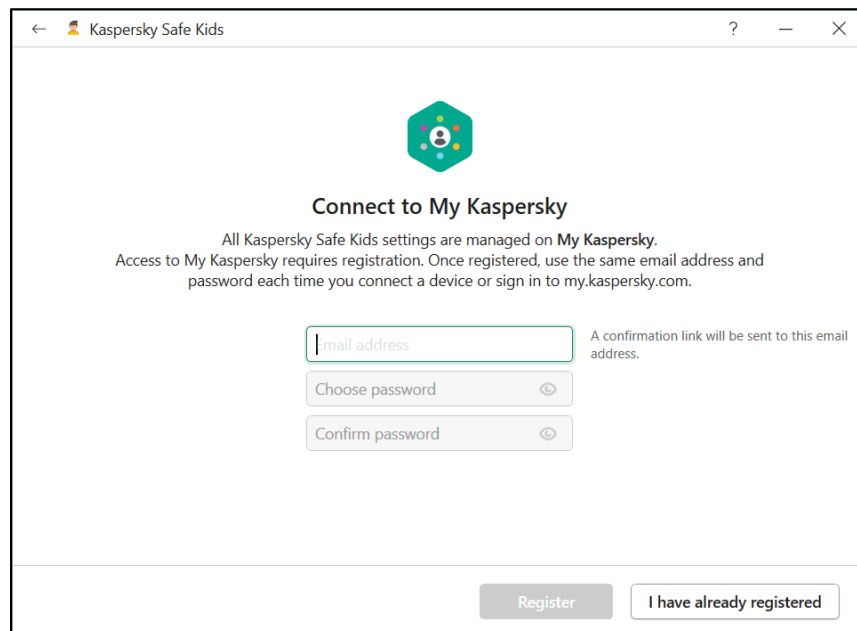
During this step, the Wizard informs you of the completion of application installation. All necessary application components will be automatically started immediately after installation is complete.

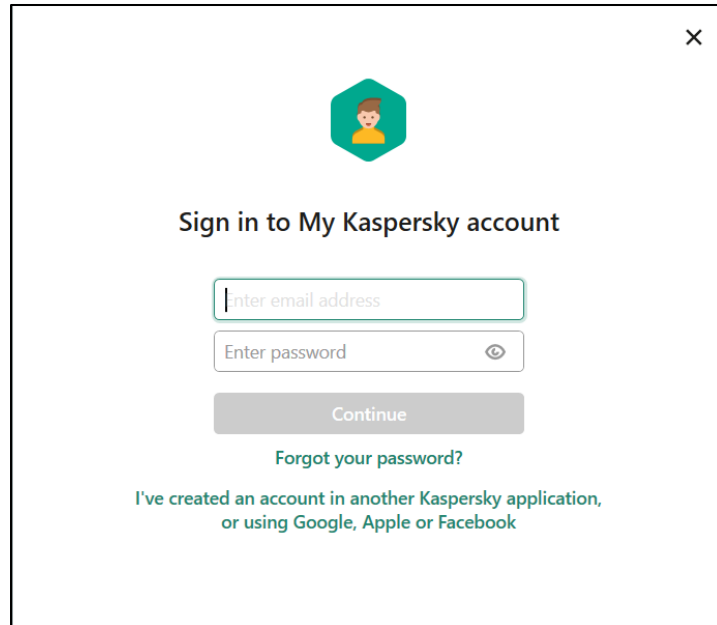
In some cases, you may need to restart your operating system to complete installation.



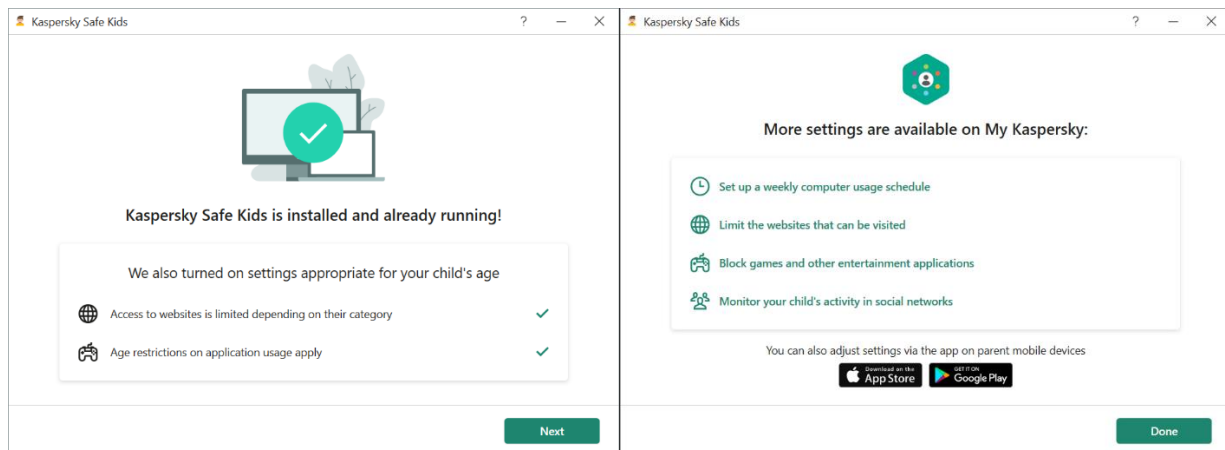
## B) ACTIVATION

An activation code is a unique sequence of 20 letters and numbers. You enter an activation code on the My Kaspersky website to activate the premium version of Kaspersky Safe Kids. The premium version's subscription period starts when you enter the activation code on the My Kaspersky website.





If your My Kaspersky account already has a valid activation code for Kaspersky Safe Kids, the application recognizes the activation code and switches to the premium version when you connect to My Kaspersky with your account.



### **C) IMPORTANT NOTES:**

1. The countdown for the expiration of a subscription activated with an activation code starts from the date when you activate the application on the first device.
2. If you renew your license for the same number of devices, any days remaining on your current license will be added on to your new one.
3. However, if you change the number of devices, your new license term will only begin once your current one has ended. Add your new activation code to your Kaspersky product as normal and your new license will be activated automatically when your current license expires.

### **D) TECH TITAN SUPPORT CENTRE INFORMATION:**

Tech Titan Malaysia CareLine WhatsApp: +60194808331 Email: <a href="mailto:support@tech-titan.com">support@tech-titan.com</a>	Support Hour: 9am to 6pm Monday to Friday, except weekends and public holidays
Tech Titan Indonesia CareLine WhatsApp: (+62.21) 5795 8231 Email: <a href="mailto:support-ID@tech-titan.com">support-ID@tech-titan.com</a>	